



# CEDAR

WESTERN RED

## SPECIFYING CEDAR DECKING



# Western Red Cedar DECKS

A deck made with Western Red Cedar, one of the world's most beautiful woods, is apt to be one of the best looking decks in the neighborhood. But Western Red Cedar decks have much more going for them than good looks alone. Extending living space to the outdoors, integrating home and landscape, making use of damp or uneven terrain and giving a contemporary look to a traditionally-styled home are just a few of the ways that decks make life a little better.

Once the decision is made to build a deck, the choice of decking material is just as important as good design and quality construction. In today's environmentally conscious society, the natural choice is Western Red Cedar.

All wood used in the outdoors must be protected against decay and insect attack. Not only is Western Red Cedar one of the few woods with its own preservative oils, its freedom from pitch and resin makes it an excellent base for protective coatings. And cedar has other natural qualities that make it the best choice for decking. It is the most stable of British Columbia's softwoods, so Western Red Cedar decks stay flat and straight and resist checking.

Western Red Cedar decks are firm but resilient underfoot, not hard and unyielding. The wood is light weight, easily worked and ideal for almost all types of finishes. It has an elegance that complements any architectural style and a beauty that blends into all landscapes.

Whatever the reasons for building a deck, there is just one natural choice of decking material. Available in a wide range of grades and sizes, and price-competitive with lesser materials, Western Red Cedar decks are the beautiful, practical, long-lasting complement to any home.



## SPECIFYING WESTERN RED CEDAR DECKING

To simplify specification, decking is now available in four grade categories offered exclusively by members of the Western Red Cedar Lumber Association. These few easily understood categories of decking provide a choice of quality clear grades or rustic knotty grades for outdoor decks of any style and budget.

The following information is required when specifying decking:

Specification Information Required	Sample Specification
<b>Species:</b> Western Red Cedar	WRCLA Western Red Cedar
<b>Size:</b> Specify the size of decking.	5/4 x 6
<b>Grade:</b> The grade of decking governs its overall quality. Refer to following pages for available grades.	WRCLA Custom Clear®
<b>Moisture Content:</b> Specify whether the product is to be seasoned or unseasoned.	Unseasoned
<b>Quantity:</b> Express in linear feet.	1000





## CLEAR GRADES OF WRCLA WESTERN RED CEDAR DECKING

Grade

Description

### Architect Clear®



The ultimate in durability and appearance. Its fine grained heartwood appearance will meet the needs of the most demanding clients. All aspects of manufacturing and quality control are performed to the highest standards of the lumber industry. Architect Clear decking should be specified when only the best will suffice. This exclusive product is usually manufactured to individual order. Available seasoned or unseasoned.

### Custom Clear®



A quality product that combines the stability and durability of Western Red Cedar with a sophisticated clear appearance that will please the most discriminating taste. Its finely machined surface shows limited characteristics which do not detract from its natural good looks. Custom Clear decking can be used directly on the job and is a natural for custom residences and other applications where fine woodwork is desired. Available seasoned or unseasoned.

### SIZES AND SPANS OF WESTERN RED CEDAR DECKING

WRCLA Western Red Cedar decking is available in a selection of thicknesses, widths and lengths as shown in the table opposite.

Maximum spans for decking shown in the table are based on a continuous beam with two equal spans and a concentrated load of 220 lb at the center of one span (see illustration on page 5). The true span of the decking board is used, taking into account the thickness of the supporting joist beneath it. Wet end-use conditions and unseasoned (green) lumber sizes are assumed.

Thickness (in.)	Width (in.)	Grade Category	Span (in.)
1-1/4	4	All clear grade categories	16
1-1/4	4	All knotty grade categories	12
1-1/4	6	All clear and knotty grade categories	16
2	4	All clear and knotty grade categories	24
2	6	All clear and knotty grade categories	24

## KNOTTY GRADES OF WRCLA WESTERN RED CEDAR DECKING

Grade

Description

### Architect Knotty®

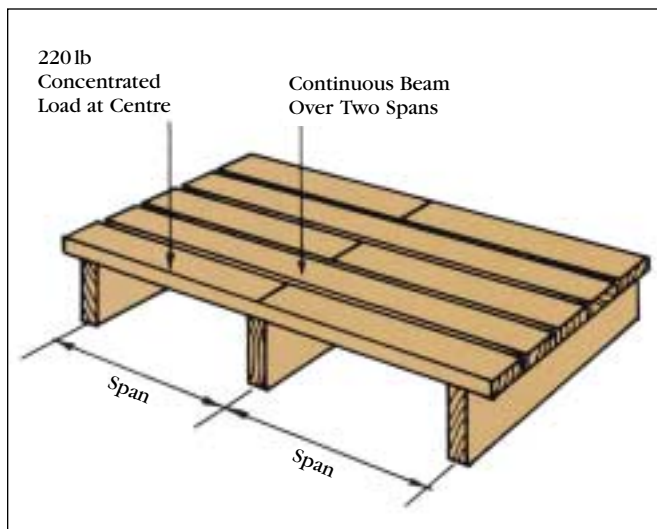


Rustic charm at its best. Durable, well manufactured Western Red Cedar decking that comes ready to use. This sound and tight-knotted decking limits both the size and quality of characteristics to meet the highest buyer expectations. The smooth, skip-free dressing over the entire face makes it the ideal deck surface. The top choice where the natural beauty and lasting charm of a knotty deck are desired. Available seasoned or unseasoned.

### Custom Knotty®



Widely used by homeowners and builders, this category of knotty decking combines the high manufacturing standards required for deckboards with a hole-free knotty appearance. This category limits the size and quality of characteristics to provide an economical and enjoyable knotty deck. Custom Knotty decking may be applied as received and is a natural choice for home deck builders, residential builders, and commercial applications where a durable knotty material is desired. Available unseasoned only.



To help figure the amount of decking needed for a project, use the following linear footage calculator:

#### To Cover 100 Square Feet of Deck

Nominal Size (in.)	Linear Feet
1-1/4 x 4	325
2 x 4	325
1-1/4 x 6	211
2 x 6	211

## FASTENERS

### Nails

Hot-dipped galvanized, aluminum and stainless steel nails are all corrosion-resistant and all can be used to nail Western Red Cedar. Other types of nails, such as electro-plated, are not recommended. They can rust and disintegrate and react adversely with the natural preservative oils present in cedar, resulting in stains and streaks. Copper nails also react with cedar and should not be used.

Stainless steel is the best choice but hot-dipped galvanized is the most widely used and economical.

Use 3 in. (10d) nails to fasten decking with a nominal thickness of 2 in. and 2-1/2 in. (8d) nails on decking with nominal thickness of 1-1/4 in. This will allow for nail penetration of approximately 1-1/2 in. into deck joists for secure, trouble-free construction (length may be reduced by 1/4 in. if ring or spiral shank nails are used). Deck boards 2 in. wide need one nail per joist while 4 in. and wider decking requires two per joist. To prevent wood from splitting, use thin shanked nails with blunt points.

## FINISHING

Although cedar is naturally durable, a surface coat is recommended to protect the wood and extend its service life. Cedar accepts a wide range of stains and other coatings and whichever is selected should be a good quality product recommended by a paint or building supply dealer. When selecting a finish coat, make sure it contains the following:

- Water repellent
- Fungicide/mildewcide
- Protection against ultra violet (UV) light

Penetrating oil-based products, particularly those containing pigments, are recommended for cedar. Pigments provide increased UV protection. Note that decks require products specifically formulated to withstand the abrasive effects of foot traffic. Use of varnishes or other types of film forming coatings are not recommended for cedar decks. These coatings can crack and peel and once applied are difficult to remove. Also, avoid non-drying coats as these often feel sticky underfoot and can result in stains on interior floor coverings.

## BUILDING AND MAINTENANCE TIPS

Space deck boards apart to allow proper water drainage. A deck that dries after wetting will last longer than one that stays damp.

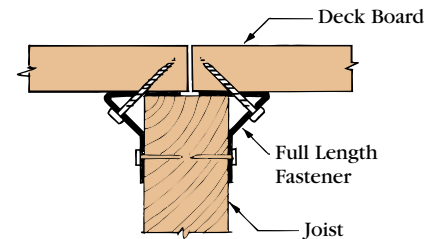


### Screws

Screws can also be used to fasten decks. Double hot-dipped galvanized screws can be used, however, stainless steel screws are recommended. For most applications a 304 (18-8) grade provides adequate corrosion resistance. For decks exposed to salt air, use 316 grade. Screws must be long enough to penetrate 1 in. into support members. Penetration of 1-1/2 in. is required for structural components.

### Blind Fastening Systems

These systems create a fastener-free deck surface. They employ metal clips and/or joist top brackets that fasten the sides or bottom of the deck board to the joists so that no fasteners are visible.



Keep the deck free of leaf, pine needle and other debris build-ups. These can retain water and clog drainage channels resulting in a deck that cannot drain and dry properly after wetting.

Moisture and debris can collect where butt joints occur over joists. To create drainage, butt decking boards between double joists as shown, leaving a 1/8 in. space between the ends of the boards.

Move planters, benches and other deck accessories from time to time to allow the deck under them to dry thoroughly.





**WRCLA MEMBERS PRODUCING:**



CAMCO, Inc.	Pope & Talbot, Inc.
City Lumber Sales & Service Ltd.	Sawarne Lumber Company Ltd.
Colonial Cedar Co. Inc.	Skana Forest Products Ltd.
Columbia Cedar, Inc.	Teal Cedar Products
Delta Cedar Products Ltd.	Salmon Arm Division
Downie Timber Ltd./Selkirk Specialty	Tolko Industries Ltd.
Haida Forest Products Ltd.	TRI-PRO™ Cedar Products
Interfor	Twin Rivers Cedar Products Ltd.
Lazy S Lumber Inc.	Tyce Timber Products Ltd.
LP Engineered Wood Products Ltd.	Welco USA/Skookum Lumber
Lyle Forest Products Ltd.	Company Ltd.
Northwest Forest Products	Weyerhaeuser Company

For more information  
about Western Red Cedar, contact:

**Head Office:**

Suite 1200, 2 Bentall Centre  
555 Burrard Street, Box 275  
Vancouver, British Columbia, Canada V7X 1S7  
Tel: (604) 684-0266 Fax: (604) 687-4930

**Western Office:**

PMB #1705,  
914 - 164th Street SE #B-12  
Mill Creek, WA 98012-6339  
Tel: (425) 316-8845 Fax: (425) 316-3979

**Midwestern Office:**


P.O. Box 2888,  
Naperville, IL 60567-2888  
Tel: (630) 369-2828 Fax: (630) 369-8651

**Eastern Office:**

PMB #203,  
457 Main Street,  
Farmingdale, NY 11735-3510  
Tel: (631) 643-9725 Fax: (631) 643-7252

**Internet:**

e-mail: [wrcla@wrcla.org](mailto:wrcla@wrcla.org)  
website: [www.wrcla.org](http://www.wrcla.org)



**Western Red Cedar Lumber Association**



**T**he Western Red Cedar Lumber Association (WRCLA) is a non-profit trade association representing quality producers of Western Red Cedar lumber products in British Columbia, Canada and the US Pacific Northwest states. Association members are dedicated to producing quality sidings, decking, paneling, outdoor and other specialty cedar products in a wide range of sizes and grades. The WRCLA is committed to providing the construction industry with information about WRCLA member products, their specification, and proper use.

The Western Red Cedar Lumber Association (WRCLA) does not warrant the accuracy of the information herein. The WRCLA, its directors, officers, employees, servants and agents shall not be responsible or liable for any cause of action, loss, damage, injury or death in any way connected with the information herein even though such cause of action, loss, damage, injury or death arises from the negligence or default of the WRCLA, its directors, officers, employees, servants or agents.

Distributed by: